




**NEW ZEALAND** | 0800 10 10 28  
 sales@parkwooddoors.co.nz  
 parkwooddoors.co.nz

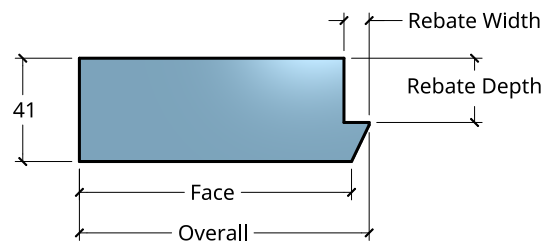
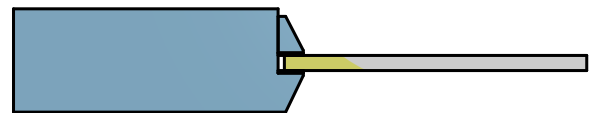
**AUSTRALIA** | 1800 681 586  
 sales@parkwooddoors.com.au  
 parkwooddoors.com.au



<b>Standard Component Sizes</b>			
	<b>Overall</b>	<b>Face</b>	<b>Customizable</b>
<b>Stile Width (below 910)</b>	115	108	yes
<b>Stile Width (above 910)</b>	140	133	yes
<b>Top Rail Width</b>	140	133	yes
<b>Bottom Rail Width</b>	185	178	yes
<b>Muntin Width</b>	Varies		yes
<b>Glass Rebate Depth (SG)</b>	25		no
<b>Glass Rebate Width (SG)</b>	10		no

SG = Single Glazing

- No double glazing option for this door
- Visible glass width is fixed to 50mm
- Muntin quantity and width changes accordingly



Product Description:			
E20			
Product Code:	E20	Date:	23/08/2021
Material:	TIMBER	Units:	MILLIMETER